

# Literacy Learning Progressions—Reading

Content Code	Eligible Content	Grades									Literature	
		K	1	2	3	4	5	6	7	8	Module 1 Fiction	Module 2 Nonfiction
<b>Key Ideas and Details:</b>												
<b>Literature Text</b>												
<a href="#">E03.A-K.1.1.1</a>	Ask and answer questions to demonstrate understanding of a text, referring explicitly to the text as the basis for the answers.											
<a href="#">E04.A-K.1.1.1</a>	Refer to details and examples in a text when explaining what the text says explicitly and when drawing inferences from the text.											
<a href="#">E05.A-K.1.1.1</a>	Quote accurately from a text when explaining what the text says explicitly and when drawing inferences and/or making generalizations from the text.											
<a href="#">E06.A-K.1.1.1</a>	Cite textual evidence to support analysis of what the text says explicitly as well as inferences and/or generalizations drawn from the text.											
<a href="#">E07.A-K.1.1.1</a>	Cite several pieces of textual evidence to support analysis of what the text says explicitly as well as inferences, conclusions, and/or generalizations drawn from the text.											

# K-HS Literacy Learning Progressions

<a href="#">E08.A-K.1.1.1</a>	<p>Cite the textual evidence that most strongly supports an analysis of what the text says explicitly as well as inferences, conclusions, and/or generalizations drawn from the text.</p>								●				
<a href="#">L.F.2.1.1</a>	<p>Make inferences and/or draw conclusions based on analysis of a text.</p>											●	
<a href="#">L.F.2.1.2</a>	<p>Cite evidence from a text to support generalizations.</p>											●	
<a href="#">E03.A-K.1.1.2</a>	<p>Recount poems, dramas, or stories, including fables, folktales, and myths from diverse cultures; determine the central message, lesson, or moral and explain how it is conveyed through key details in the text.</p>			■									
<a href="#">E04.A-K.1.1.2</a>	<p>Determine a theme of a story, drama, or poem from details in the text; summarize the text.</p>				■								
<a href="#">E05.A-K.1.1.2</a>	<p>Determine a theme of a story, drama, or poem from details in the text, including how characters in a story or drama respond to challenges or how the speaker in a poem reflects upon a topic; summarize the text.</p>				■								
<a href="#">E06.A-K.1.1.2</a>	<p>Determine a theme or central idea of a text and how it is conveyed through relevant details; provide a summary of the text distinct from personal opinions or judgments.</p>					■							
<a href="#">E07.A-K.1.1.2</a>	<p>Determine a theme or central idea of a text and analyze its development over the course of the text; provide an objective summary of the text.</p>						■						
<a href="#">E08.A-K.1.1.2</a>	<p>Determine a theme or central idea of a text and analyze its development over the course of the text, including its relationship to the characters, setting, and plot; provide an objective summary of the text.</p>							■	●				

# K-HS Literacy Learning Progressions

<a href="#">L.F.1.3.1</a>	Identify and/or explain stated or implied main ideas and relevant supporting details from a text. <u>Note:</u> Items may target specific paragraphs.									●	
<a href="#">L.F.1.3.2</a>	Summarize the key details and events of a fictional text, in part or as a whole.									●	
<a href="#">L.F.2.3.4</a>	Explain, interpret, compare, describe, analyze, and/or evaluate theme in a variety of fiction: <ul style="list-style-type: none"> <li>• the relationship between the theme and other components of the text</li> <li>• comparing and contrasting how major themes are developed across genres</li> <li>• the reflection of traditional and contemporary issues, themes, motifs, universal characters, and genres</li> <li>• the way in which a work of literature is related to the themes and issues of its historical period</li> </ul>										●
<a href="#">E03.A-K.1.1.3</a>	Describe characters in a story (e.g., their traits, motivations, feelings) and explain how their actions contribute to the sequence of events.			■							
<a href="#">E04.A-K.1.1.3</a>	Describe in depth a character, setting, or event in a story, drama, or poem, drawing on specific details in the text (e.g., a character's thoughts, words, or actions).				■						
<a href="#">E05.A-K.1.1.3</a>	Compare and contrast two or more characters, settings, or events in a story, drama, or poem, drawing on specific details in the text (e.g., how characters interact).				■						
<a href="#">E06.A-K.1.1.3</a>	Describe how the plot of a particular story or drama unfolds, as well as how the characters respond or change as the plot moves toward a resolution.					●					
<a href="#">E07.A-K.1.1.3</a>	Analyze how particular elements of a story or drama interact (e.g., how setting shapes the characters or plot).						■				

# K-HS Literacy Learning Progressions

<a href="#">E08.A-K.1.1.3</a>	Analyze how particular lines of dialogue or incidents in a story or drama propel the action, reveal aspects of a character, or provoke a decision.									●		
<a href="#">L.F.2.3.1</a>	Explain, interpret, compare, describe, analyze, and/or evaluate character in a variety of fiction: Note: Character may also be called narrator or speaker. <ul style="list-style-type: none"> <li>• the actions, motives, dialogue, emotions/feelings, traits, and relationships among characters within fictional text</li> <li>• the relationship between characters and other components of a text</li> <li>• the development by authors of complex characters and their roles and functions within a text</li> </ul>											●
<a href="#">L.F.2.3.2</a>	Explain, interpret, compare, describe, analyze, and/or evaluate <u>setting</u> in a variety of fiction: <ul style="list-style-type: none"> <li>• the relationship between setting and other components of the text (character, plot, and other key literary elements)</li> </ul>											●
<a href="#">L.F.2.3.3</a>	Explain, interpret, compare, describe, analyze, and/or evaluate plot in a variety of fiction: Note: Plot may also be called action. <ul style="list-style-type: none"> <li>• elements of the plot (e.g., exposition, conflict, rising action, climax, falling action, and/or resolution)</li> <li>• the relationship between elements of the plot and other components of the text</li> <li>• how the author structures plot to advance the action</li> </ul>											●

**Key Ideas and Details:  
Informational Text**

<a href="#">E03.B-K.1.1.1</a>	Answer questions to demonstrate understanding of a text, referring explicitly to the text as the basis for the answers.			●								
<a href="#">E04.B-K.1.1.1</a>	Refer to details and examples in a text when explaining what the text says explicitly and when drawing inferences from the text.											
<a href="#">E05.B-K.1.1.1</a>	Quote accurately from a text when explaining what the text says explicitly and when drawing inferences and/or making generalizations from the text.					●						


# K-HS Literacy Learning Progressions


<a href="#">E06.B-K.1.1.1</a>	Cite textual evidence to support analysis of what the text says explicitly as well as inferences and/or generalizations drawn from the text.									●												
<a href="#">E07.B-K.1.1.1</a>	Cite several pieces of textual evidence to support analysis of what the text says explicitly as well as inferences, conclusions, and/or generalizations drawn from the text.																					
<a href="#">E08.B-K.1.1.1</a>	Cite the textual evidence that most strongly supports an analysis of what the text says explicitly as well as inferences, conclusions, and/or generalizations drawn from the text.																					●
<a href="#">L.N.2.1.1</a>	Make inferences and/or draw conclusions based on analysis of a text.																					●
<a href="#">L.N.2.1.2</a>	Cite evidence from a text to support generalizations.																					●
<a href="#">L.N.2.5.1</a>	Differentiate between fact and opinion.																					●
<a href="#">L.N.2.5.3</a>	Distinguish essential from nonessential information.																					●
<a href="#">E03.B-K.1.1.2</a>	Determine the main idea of a text; recount the key details and explain how they support the main idea.																					
<a href="#">E04.B-K.1.1.2</a>	Determine the main idea of a text and explain how it is supported by key details; summarize the text.																					
<a href="#">E05.B-K.1.1.2</a>	Determine two or more main ideas of a text and explain how they are supported by key details; summarize the text.																					
<a href="#">E06.B-K.1.1.2</a>	Determine a central idea of a text and how it is conveyed through relevant details; provide a summary of the text distinct from personal opinions or judgments.																					●
<a href="#">E07.B-K.1.1.2</a>	Determine two or more central ideas in a text and analyze their development over the course of the text; provide an objective summary of the text.																					



## K-HS Literacy Learning Progressions

<a href="#">L.N.2.3.1</a>	<p>Explain, interpret, compare, describe, analyze, and/or evaluate character in a variety of nonfiction:            Note: Character may also be called narrator, speaker, or subject of a biography.</p> <ul style="list-style-type: none"> <li>• the actions, motives, dialogue, emotions/feelings, traits, and relationships among characters within nonfictional text</li> <li>• the relationship between characters and other components of a text</li> <li>• the development by authors of complex characters and their roles and functions within a text</li> </ul>										
<a href="#">L.N.2.3.2</a>	<p>Explain, interpret, compare, describe, analyze, and/or evaluate <u>setting</u> in a variety of nonfiction:            • the relationship between setting and other components of the text (character, plot, and other key literary elements)</p>										
<a href="#">L.N.2.3.3</a>	<p>Explain, interpret, compare, describe, analyze, and/or evaluate plot in a variety of nonfiction:            Note: Plot may also be called action.</p> <ul style="list-style-type: none"> <li>• elements of the plot (e.g., exposition, conflict, rising action, climax, falling action, and/or resolution)</li> <li>• the relationship between elements of the plot and other components of the text</li> <li>• how the author structures plot to advance the action</li> </ul>										
<a href="#">L.N.2.4.2</a>	<p>Identify, compare, explain, interpret, describe, and/or analyze the sequence of steps in a list of directions.</p>										

 When students are expected to demonstrate the knowledge, skills, and abilities described by an eligible content — **No VMC is currently available.**

 When students are expected to demonstrate the knowledge, skills, and abilities described by an eligible content — **VMC is currently available.**

# K-HS Literacy Learning Progressions

Draft 8-6-2013











# K-HS Literacy Learning Progressions

# K-HS Literacy Learning Progressions

Content Code	Eligible Content	Grades								Literature		
		K	1	2	3	4	5	6	7	8	Module 1 Fiction	Module 2 Nonfiction
<b>Craft and Structure, and Integration of Knowledge and Ideas: Literature Text</b>												
<a href="#">E03.A-C.2.1.1</a>	Explain the point of view from which a story is narrated, including the difference between first- and third-person narrations.											
<a href="#">E04.A-C.2.1.1</a>	Compare and contrast the point of view from which different stories are narrated, including the difference between first- and third-person narrations.											
<a href="#">E05.A-C.2.1.1</a>	Describe how a narrator's or speaker's point of view influences how events are described; describe an author's purpose of a text and explain how it is conveyed in the text.											
<a href="#">E06.A-C.2.1.1</a>	Determine an author's purpose in a text and explain how it is conveyed in the text; explain how an author develops the point of view; describe the effectiveness of the point of view.							●				
<a href="#">E07.A-C.2.1.1</a>	Analyze how an author develops and contrasts the points of view of different characters or narrators in a text.											



# K-HS Literacy Learning Progressions

<a href="#">L.F.2.2.1</a>	Analyze how literary form relates to and/or influences meaning of a text.												
<a href="#">L.F.2.2.2</a>	Compare and evaluate the characteristics that distinguish fiction from literary nonfiction.												
<a href="#">L.F.2.2.3</a>	Explain, interpret, compare, describe, analyze, and/or evaluate connections between texts.												
<a href="#">L.F.2.2.4</a>	Compare and evaluate the characteristics that distinguish narrative, poetry, and drama.												
<a href="#">L.F.2.5.1</a>	Identify, explain, interpret, describe, and/or analyze the effects of personification, simile, metaphor, hyperbole, satire, foreshadowing, flashback, imagery, allegory, symbolism, dialect, allusion and irony in a text.												
<a href="#">L.F.2.5.2</a>	Identify, explain, and analyze the structure of poems and sound devices.												
<a href="#">L.F.2.5.3</a>	Identify and analyze how stage directions, monologue, dialogue, soliloquy, and dialect support dramatic script.												
<a href="#">E06.A-C.2.1.3</a>	Analyze the impact of a specific word choice on meaning and tone.												





# K-HS Literacy Learning Progressions

<a href="#">L.N.1.1.2</a>	Explain, describe, and/or analyze examples of a text that support the author’s intended purpose.											●	
<a href="#">L.N.2.3.6</a>	Explain, interpret, compare, describe, analyze, and/or evaluate <u>point of view</u> in a variety of nonfiction: <ul style="list-style-type: none"> <li>the point of view of the narrator as first person or third person point of view</li> <li>the impact of point of view on the meaning of the text as a whole</li> </ul>												
<a href="#">E03.B-C.2.1.2</a>	Use text features (e.g., headings, graphics, charts) and search tools (e.g., key words, sidebars, hyperlinks) to locate information relevant to a given topic efficiently.				●								
<a href="#">E04.B-C.2.1.2</a>	Describe the overall structure (e.g., chronology, comparison, cause/effect, problem/solution) of events, ideas, concepts, or information and text features in a text or part of a text.												
<a href="#">E05.B-C.2.1.2</a>	Compare and contrast the overall structure (e.g., chronology, comparison, cause/effect, problem/solution) of events, ideas, concepts, or information and text features in two or more texts.						●						
<a href="#">E06.B-C.2.1.2</a>	Analyze how a particular sentence, paragraph, chapter, or section fits into the overall structure of a text and contributes to the development of the ideas.												
<a href="#">E07.B-C.2.1.2</a>	Analyze the structure an author uses to organize a text, including how major sections, graphics, and charts contribute to the whole and to the development of the ideas.												
<a href="#">E08.B-C.2.1.2</a>	Analyze in detail the structure of a specific paragraph in a text, including the role of particular sentences in developing and refining a key concept.												
<a href="#">L.N.1.1.3</a>	Analyze, interpret, and evaluate how authors use techniques and elements of nonfiction to effectively communicate an idea or concept.											●	
<a href="#">L.N.2.2.1</a>	Analyze how literary form relates to and/or influences meaning of a text.												
<a href="#">L.N.2.2.2</a>	Compare and evaluate the characteristics that distinguish fiction from literary nonfiction.												

# K-HS Literacy Learning Progressions

<a href="#">L.N.2.2.3</a>	Explain, interpret, compare, describe, analyze, and/or evaluate connections between texts.												●
<a href="#">L.N.2.4.1</a>	Identify, analyze, and evaluate the structure and format of complex informational texts.												
<a href="#">L.N.2.4.3</a>	Explain, interpret, and/or analyze the effect of text organization, including headings, graphics, and charts.												
<a href="#">E06.B-C.2.1.3</a>	Determine how the author uses the meaning of words or phrases, including figurative, connotative, or technical meanings, in a text.												
<a href="#">E07.B-C.2.1.3</a>	Analyze the impact of a specific word choice on meaning and tone.												
<a href="#">E08.B-C.2.1.3</a>	Analyze the impact of specific word choices on meaning and tone, including analogies or allusions to other texts.												
<a href="#">L.N.1.1.4</a>	Explain how an author’s use of key words or phrases in text informs and influences the reader.												
<a href="#">L.N.1.2.4</a>	Draw conclusions about connotations of words.											●	
<a href="#">L.N.2.3.5</a>	Explain, interpret, compare, describe, analyze, and/or evaluate tone, style, and/or mood in a variety of nonfiction: <ul style="list-style-type: none"> <li>• the relationship between the tone, style, and/or mood and other components of the text</li> <li>• how voice and choice of speaker (narrator) affect the mood, tone, and/or meaning of the text</li> <li>• how diction, syntax, figurative language, sentence variety, etc., determine the author’s style</li> </ul>											●	
<a href="#">E03.B-C.3.1.1</a>	Describe the logical connection between particular sentences and paragraphs to support specific points in a text (e.g., comparison, cause/effect, first/second/third in a sequence).												





# K-HS Literacy Learning Progressions

<a href="#">E06.B-C.3.1.2</a>	Compare and contrast one author's presentation of events with that of another (e.g., a memoir written by and a biography on the same person).												
<a href="#">E07.B-C.3.1.2</a>	Analyze how two or more authors writing about the same topic shape their presentations of key information by emphasizing different evidence or advancing different interpretations of facts.												
<a href="#">E08.B-C.3.1.2</a>	Analyze a case in which two or more texts provide conflicting information on the same topic and identify where the texts disagree on matters of fact or interpretation.												
<a href="#">L.N.2.2.3</a>	Explain, interpret, compare, describe, analyze, and/or evaluate connections between texts.												●
<a href="#">E03.B-C.3.1.3</a>	Use information gained from illustrations, maps, photographs, and the words in a text to demonstrate understanding of the text (e.g., where, when, why, and how key events occur).				●								
<a href="#">E04.B-C.3.1.3</a>	Interpret text features (e.g., headings, graphics, charts, timelines, diagrams) and/or make connections between text and the content of text features.												
<a href="#">E05.B-C.3.1.3</a>	Interpret text features (e.g., headings, graphics, charts) and/or make connections between text and the content of text features.												
<a href="#">L.N.2.4.4</a>	Make connections between the text and the content of graphics and charts.												
<a href="#">L.N.2.4.5</a>	Analyze and evaluate how graphics and charts clarify, simplify, and organize complex informational texts.												

# K-HS Literacy Learning Progressions

Content Code	Eligible Content	Grades									Literature	
		K	1	2	3	4	5	6	7	8	Module 1 Fiction	Module 2 Nonfiction
<b>Vocabulary Acquisition and Usage: Literature Text</b>												
<a href="#">E03.A-V.4.1.1</a>	Determine or clarify the meaning of unknown and multiple-meaning words and phrases based on grade 3 reading and content, choosing flexibly from a range of strategies.											
<a href="#">E04.A-V.4.1.1</a>	Determine or clarify the meaning of unknown and multiple-meaning words and phrases based on grade 4 reading and content, choosing flexibly from a range of strategies.											
<a href="#">E05.A-V.4.1.1</a>	Determine or clarify the meaning of unknown and multiple-meaning words and phrases based on grade 5 reading and content, choosing flexibly from a range of strategies.											
<a href="#">E06.A-V.4.1.1</a>	Determine or clarify the meaning of unknown and multiple-meaning words and phrases based on grade 6 reading and content, choosing flexibly from a range of strategies. a. Use context (e.g., the overall meaning of a sentence or paragraph; a word’s position or function in a sentence) as a clue to the meaning of a word or phrase. b. Use common, grade-appropriate Greek or Latin affixes and roots as clues to the meaning of a word (e.g., <i>audience</i> , <i>auditory</i> , <i>audible</i> ).											
<a href="#">E07.A-V.4.1.1</a>	Determine or clarify the meaning of unknown and multiple-meaning words and phrases based on grade 7 reading and content, choosing flexibly from a range of strategies. a. Use context (e.g., the overall meaning of a sentence or paragraph; a word's position or function in a sentence) as a clue to the meaning of a word or phrase. b. Use common, grade-appropriate Greek or Latin affixes and roots as clues to the meaning of a word (e.g., <i>belligerent</i> , <i>bellicose</i> , <i>rebel</i> ).											

## K-HS Literacy Learning Progressions

<p><a href="#">E08.A-V.4.1.1</a></p>	<p>Determine or clarify the meaning of unknown and multiple-meaning words or phrases based on grade 8 reading and content, choosing flexibly from a range of strategies.</p> <p>a. Use context (e.g., the overall meaning of a sentence or paragraph; a word's position or function in a sentence) as a clue to the meaning of a word or phrase.</p> <p>b. Use common, grade-appropriate Greek or Latin affixes and roots as clues to the meaning of a word (e.g., <i>precede</i>, <i>recede</i>, <i>secede</i>).</p>												
<p><a href="#">L.F.1.2.2</a></p>	<p>Identify how the meaning of a word is changed when an affix is added; identify the meaning of a word with an affix from a text.</p>												
<p><a href="#">L.F.1.2.3</a></p>	<p>Use context clues to determine or clarify the meaning of unfamiliar, multiple-meaning, or ambiguous words.</p>												
<p><a href="#">E03.A-V.4.1.2</a></p>	<p>Demonstrate understanding of word relationships and nuances in word meanings.</p>												
<p><a href="#">E04.A-V.4.1.2</a></p>	<p>Demonstrate understanding of figurative language, word relationships, and nuances in word meanings.</p>												
<p><a href="#">E05.A-V.4.1.2</a></p>	<p>Demonstrate understanding of figurative language, word relationships, and nuances in word meanings.</p>												
<p><a href="#">E06.A-V.4.1.2</a></p>	<p>Demonstrate understanding of figurative language, word relationships, and nuances in word meanings.</p> <p>a. Interpret figurative language (simile, metaphor, personification, hyperbole) in context.</p> <p>b. Use the relationship between particular words (e.g., cause/effect, part/whole, item/category, synonym/antonym) to better understand each of the words.</p> <p>c. Distinguish among the connotations (associations) of words with similar denotations (definitions) (e.g., <i>stingy</i>, <i>scrimping</i>, <i>economical</i>, <i>unwasteful</i>, <i>thrifty</i>).</p>												
<p><a href="#">E07.A-V.4.1.2</a></p>	<p>Demonstrate understanding of figurative language, word relationships, and nuances in word meanings.</p> <p>a. Interpret figures of speech (e.g., literary and mythological allusions) in context.</p> <p>b. Use the relationship between particular words (e.g., synonym/antonym, analogy) to better understand each of the words.</p> <p>c. Distinguish among the connotations (associations) of words with similar denotations (definitions) (e.g., <i>refined</i>, <i>respectful</i>, <i>polite</i>, <i>diplomatic</i>, <i>condescending</i>).</p>												
<p><a href="#">E08.A-V.4.1.2</a></p>	<p>Demonstrate understanding of figurative language, word relationships, and nuances in word meanings.</p> <p>a. Interpret figures of speech (e.g. verbal irony, puns) in context.</p> <p>b. Use the relationship between particular words to better understand each of the words.</p> <p>c. Distinguish among the connotations (associations) of words with similar denotations (definitions) (e.g., <i>bullheaded</i>, <i>willful</i>, <i>firm</i>, <i>persistent</i>, <i>resolute</i>).</p>												

# K-HS Literacy Learning Progressions

<a href="#">L.F.1.2.1</a>	Identify and/or apply a synonym or antonym of a word used in a text.													
<b>Vocabulary Acquisition and Usage: Informational Text</b>														
<a href="#">E03.B-V.4.1.1</a>	Determine or clarify the meaning of unknown and multiple-meaning words and phrases based on grade 3 reading and content, choosing flexibly from a range of strategies.													
<a href="#">E04.B-V.4.1.1</a>	Determine or clarify the meaning of unknown and multiple-meaning words and phrases based on grade 4 reading and content, choosing flexibly from a range of strategies.													
<a href="#">E05.B-V.4.1.1</a>	Determine or clarify the meaning of unknown and multiple-meaning words and phrases based on grade 5 reading and content, choosing flexibly from a range of strategies.													
<a href="#">E06.B-V.4.1.1</a>	Determine or clarify the meaning of unknown and multiple-meaning words and phrases based on grade 6 reading and content, choosing flexibly from a range of strategies. a. Use context (e.g., the overall meaning of a sentence or paragraph, a word’s position or function in a sentence) as a clue to the meaning of a word or phrase. b. Use common, grade-appropriate Greek or Latin affixes and roots as clues to the meaning of a word (e.g., <i>audience</i> , <i>auditory</i> , <i>audible</i> ). c. Determine the meaning of technical words and phrases used in a text.													
<a href="#">E07.B-V.4.1.1</a>	Determine or clarify the meaning of unknown and multiple-meaning words and phrases based on grade 7 reading and content, choosing flexibly from a range of strategies. a. Use context (e.g., the overall meaning of a sentence or paragraph; a word's position or function in a sentence) as a clue to the meaning of a word or phrase. b. Use common, grade-appropriate Greek or Latin affixes and roots as clues to the meaning of a word (e.g., <i>belligerent</i> , <i>bellicose</i> , <i>rebel</i> ). c. Determine the meaning of technical words and phrases used in a text.													
<a href="#">E08.B-V.4.1.1</a>	Determine or clarify the meaning of unknown and multiple-meaning words or phrases based on grade 8 reading and content, choosing flexibly from a range of strategies. a. Use context (e.g., the overall meaning of a sentence or paragraph; a word’s position or function in a sentence) as a clue to the meaning of a word or phrase. b. Use common, grade-appropriate Greek or Latin affixes and roots as clues to the meaning of a word (e.g., <i>precede</i> , <i>recede</i> , <i>secede</i> ). c. Determine the meaning of technical words and phrases used in a text.													

# K-HS Literacy Learning Progressions

<a href="#">L.N.1.2.2</a>	Identify how the meaning of a word is changed when an affix is added; identify the meaning of a word with an affix from a text.											
<a href="#">L.N.1.2.3</a>	Use context clues to determine or clarify the meaning of unfamiliar, multiple-meaning, or ambiguous words.											
<a href="#">E03.B-V.4.1.2</a>	Demonstrate understanding of word relationships and nuances in word meanings.											
<a href="#">E04.B-V.4.1.2</a>	Demonstrate understanding of figurative language, word relationships, and nuances in word meanings.											
<a href="#">E05.B-V.4.1.2</a>	Demonstrate understanding of figurative language, word relationships, and nuances in word meanings.											
<a href="#">E06.B-V.4.1.2</a>	Demonstrate understanding of figurative language, word relationships, and nuances in word meanings. a. Interpret figurative language (simile, metaphor, personification, hyperbole) in context. b. Use the relationship between particular words (e.g., cause/effect, part/whole, item/category, synonym/antonym) to better understand each of the words. c. Distinguish among the connotations (associations) of words with similar denotations (definitions) (e.g., <i>stingy</i> , <i>scrimping</i> , <i>economical</i> , <i>unwasteful</i> , <i>thrifty</i> ).											
<a href="#">E07.B-V.4.1.2</a>	Demonstrate understanding of figurative language, word relationships, and nuances in word meanings. a. Interpret figures of speech (e.g., literary and mythological allusions) in context. b. Use the relationship between particular words (e.g., synonym/antonym, analogy) to better understand each of the words. c. Distinguish among the connotations (associations) of words with similar denotations (definitions) (e.g., <i>refined</i> , <i>respectful</i> , <i>polite</i> , <i>diplomatic</i> , <i>condescending</i> ).											
<a href="#">E08.B-V.4.1.2</a>	Demonstrate understanding of figurative language, word relationships, and nuances in word meanings. a. Interpret figures of speech (e.g. verbal irony, puns) in context. b. Use the relationship between particular words to better understand each of the words. c. Distinguish among the connotations (associations) of words with similar denotations (definitions) (e.g., <i>bullheaded</i> , <i>willful</i> , <i>firm</i> , <i>persistent</i> , <i>resolute</i> ).											

# K-HS Literacy Learning Progressions

<a href="#">L.N.1.2.1</a>	Identify and/or apply a synonym or antonym of a word used in a text.													
---------------------------	--	--	--	--	--	--	--	--	--	--	--	--	--	--

# K-HS Literacy Learning Progressions



# K-HS Literacy Learning Progressions

# K-HS Literacy Learning Progressions

# K-HS Literacy Learning Progressions